

Burnett Honors College

Cultivating Talent.
Inspiring Excellence.

- To provide a transformative, vibrant community that fosters academic excellence, interdisciplinary inquiry, and personal growth.
- To empower creative problem-solvers who use their talent and passion to address the dynamic challenges of the present and future.

Our Vision



UCF



BHC Aspires to be a leader in

- Creating Inclusionary Pathways
- Recalibrating the value of an Honors Education
- Reshaping the National Conversation
- Enhancing Partnerships and Collaborations

BHC Commitment:

Access and Opportunity

- First year/ incoming UCF students (University Honors)
- Second year/ continuing UCF students (2UH)
- Transfer students (Transfer-UH)
- Junior/senior continuing UCF students (HUT)
- Inspire Scholars



UCF

BHC Advantage

- Dedicated BHC Staff
- Honors Advising
- Small Interactive Classes
- Scholarships to support Co-Curricular Activities
- Networking
- Housing for 4-years
- Early & Multiple Term Registrations
- Honors Congress
- Community



What sets us apart?

Honors Curriculum

- Honors Symposium
- Courses embedded in major
- Interdisciplinary seminars

Personal Growth

Professional Development

Cocurricular and Experiential

- TALENT/ORANGE
- CARES
- Study Abroad Programs
- WINGS

Research Opportunities

- Honors in the Major
- Honors in Research
- Honors in Creative Inquiry
- Research Match Day

Prestigious Awards





Commitment to Peer-to-Peer support: Honors Congress, Our RSO



PROFESSIONAL DEVELOPMENT

Mentees can get guidance from student mentors that they're paired with through the mentorship program. They can attend professional development workshops and network with other students.



LEADERSHIP OPPORTUNITIES

Gain leadership experience in the many available committee positions or as a director. You can apply as early as your first semester at UCF!



HON CON EVENTS

Members have access to all events (Academic, Social, Volunteer, etc.) planned by our officer board.

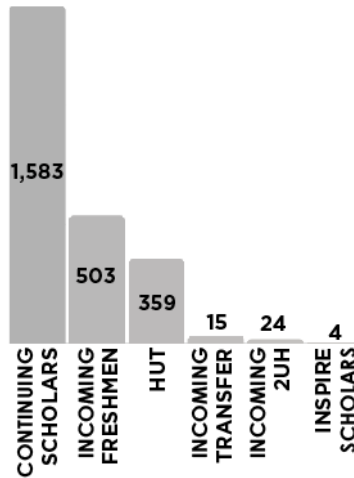


CONNECTIONS WITHIN HONORS

Build connections with fellow classmates, upperclassmen, and even Burnett Honors College faculty and staff.

The Burnett Honors College: 2022-2023 at a Glance

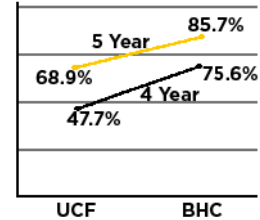
2,379
BURNETT
HONORS
SCHOLARS



Class of 2026

- + AVERAGE SAT (V+M): 1473
- + AVERAGE ACT: 32.6
- + AVERAGE HIGH SCHOOL GPA: 4.520
- + 79 NATIONAL MERIT SCHOLARS
- + 164 PROVOST SCHOLARS
- + LANGUAGES SPOKEN: 30
- + 47 BURNETT MEDICAL SCHOLARS

GRADUATION RATES



39.4% COLLEGE OF ENGINEERING & COMPUTER SCIENCE

20.3% COLLEGE OF SCIENCES

14.3% COLLEGE OF MEDICINE

6.9% COLLEGE OF BUSINESS ADMINISTRATION

6.2% COLLEGE OF HEALTH PROFESSIONS & SCIENCES

4.6% COLLEGE OF ARTS & HUMANITIES

1.9% COLLEGE OF COMMUNITY INNOVATION & EDUCATION

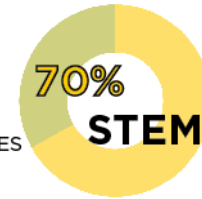
1.7% COLLEGE OF NURSING

1.7% COLLEGE OF HOSPITALITY MANAGEMENT

1.5% COLLEGE OF UNDERGRADUATE STUDIES

1.1% COLLEGE OF OPTICS & PHOTONICS

0.2% COLLEGE UNDECIDED



Honors Undergraduate Thesis

The Honors Advantage

◆ **2** RESEARCH TRACKS: HONORS IN THE MAJOR AND HONORS IN RESEARCH

◆ **359** SCHOLARS CURRENTLY DEVELOPING THESES

◆ **3,124** TOTAL THESES PUBLISHED

◆ **333,169** TOTAL DOWNLOADS IN THE PAST YEAR

◆ **1,188,241** TOTAL DOWNLOADS OF STUDENT THESES

TALENT (Transforming Aspiring Leaders through Experience, Networking, and Training): Provides students with real world experience such as job shadowing, internships, co-ops, mentoring, coaching, and on-campus forums with employers.

CARES (Clinical Activity, Research Experience, and Shadowing): Aids pre-health students in creating connections with professionals who can help them foster their growth within the medical field.

Study Abroad: BHC offers scholarships specifically designed to support students who intend to participate in study abroad programs.

Research Opportunities: BHC Scholars have various opportunities to work with faculty to learn and grow through research, including Honors Undergraduate Thesis (HUT) and Research Match Day.

The BHC Network: Where Do BHC Grads Go...

To work:

Amazon	General Electric	Pricewaterhouse-Coopers
Capegemini	Google	Siemens
American Express	IBM	Westinghouse
Deloitte & Touche Inc.	Lockheed Martin	Universal Studios Orlando
Facebook	Microsoft	U.S. State Department
Fulbright	NASA	Walt Disney World Parks & Resort
General Dynamics	Northrop Grumman	

To further their education:

Carnegie Mellon	LECOM	UCLA
Cornell	Harvard	University of Michigan
Columbia University	Johns Hopkins	University of Pennsylvania
Duke University	NYU	Vanderbilt
Emory	Notre Dame	Wake Forest
Georgetown	MIT	William & Mary
UCF		

To serve:

AmeriCorps
Peace Corps
U.S. Foreign Service
U.S. Military Service



Class of 2026

Incoming Class: 503 Scholars

- Average SAT (V+M): 1473
- Average ACT: 32.6
- Average High School GPA: 4.520
- 79 National Merit Finalists
- 47 Burnett Medical Scholars



University Honors is a program for incoming FTIC (Stats reflect Fall 2023 incoming class)



UCF

Fall 2022 cohort

College_Name	College of Engineering and Computer Science			
Count of EmplID	Column L			
Row Labels	Female	Male	Grand Total	
Asian or Pacific Islander	16	26	42	
Black or African American		2	2	
Hispanic or Latino	8	38	46	
Multi-racial	6	8	14	
Not Specified	2	6	8	
White (not of Hispanic origin)	25	95	120	
Grand Total	57	175	232	

College_Name	College of Eng
Row Labels	Count of EmplID
Aerospace Engineering Pending	39
Civil Engineering Pending	8
Computer Engineering Pending	16
Computer Science (BS)	88
Electrical Engineering Pending	14
Environmental Engineering Pending	5
Industrial Engineering Pending	3
Information Technology (BS)	1
Materials Science and Engineering Pending	3
Mechanical Engineering Pending	45
Undecided Engineering	10
Grand Total	232

Row Labels	Count of EmplID	Count of EmplID2	Average of Max_ACT	Average of Max_RSAT
College of Arts and Humanities	26	5.2%	31.8	1484.7
College of Business Administration	26	5.2%	32.2	1442.3
College of Community Innovation and Education	6	1.2%	32.0	1474.0
College of Engineering and Computer Science	232	46.1%	32.9	1471.8
College of Health Professions and Sciences	30	6.0%	30.7	1460.0
College of Hospitality Management	7	1.4%	32.8	1416.7
College of Medicine	89	17.7%	33.4	1490.5
College of Nursing	2	0.4%	32.0	1510.0
College of Optics and Photonics	3	0.6%	32.0	1465.0
College of Sciences	74	14.7%	32.2	1466.0
College of Undergraduate Studies	3	0.6%		1473.3
College Undecided	5	1.0%	31.3	1485.0
Grand Total	503	100.0%	32.6	1472.5

BHC Distinction

TOP EMPLOYERS

AdventHealth	Amazon	Apple
Blue Origin	Deloitte	Department of Navy
Deutsche Bank	Embraer	Ernst & Young
Exxon Mobil	Florida Cancer Specialists & Research Institute	GEICO
Google	Harris Corporation	Kennedy Space Center
Keystone Strategy	Lockheed Martin	Los Alamos
Microsoft	National Society for Sales Engineers	Northrop Grumman
Orlando Health	Pricewaterhouse Coopers	Raytheon
Siemens	Texas Instruments	Tompkins Robotics
Universal Studios Orlando	USAF	Vanderbilt Medical Center
Walt Disney World	WINK News TV	Yale School of Medicine

TOP GRADUATE PROGRAMS

Caltech	Carnegie Mellon	Cornell
Emory	Georgetown	Georgia Tech
Harvard	Johns Hopkins	London School of Economics
NYU	Oxford (UK)	Stanford
UCF	University of Michigan	University of Illinois at Urbana-Champaign
Vanderbilt	Wake Forest	Yale

PUBLIC SERVICE

AmeriCorps
U.S. Foreign Service
U.S. Military Service
U.S. Peace Corps



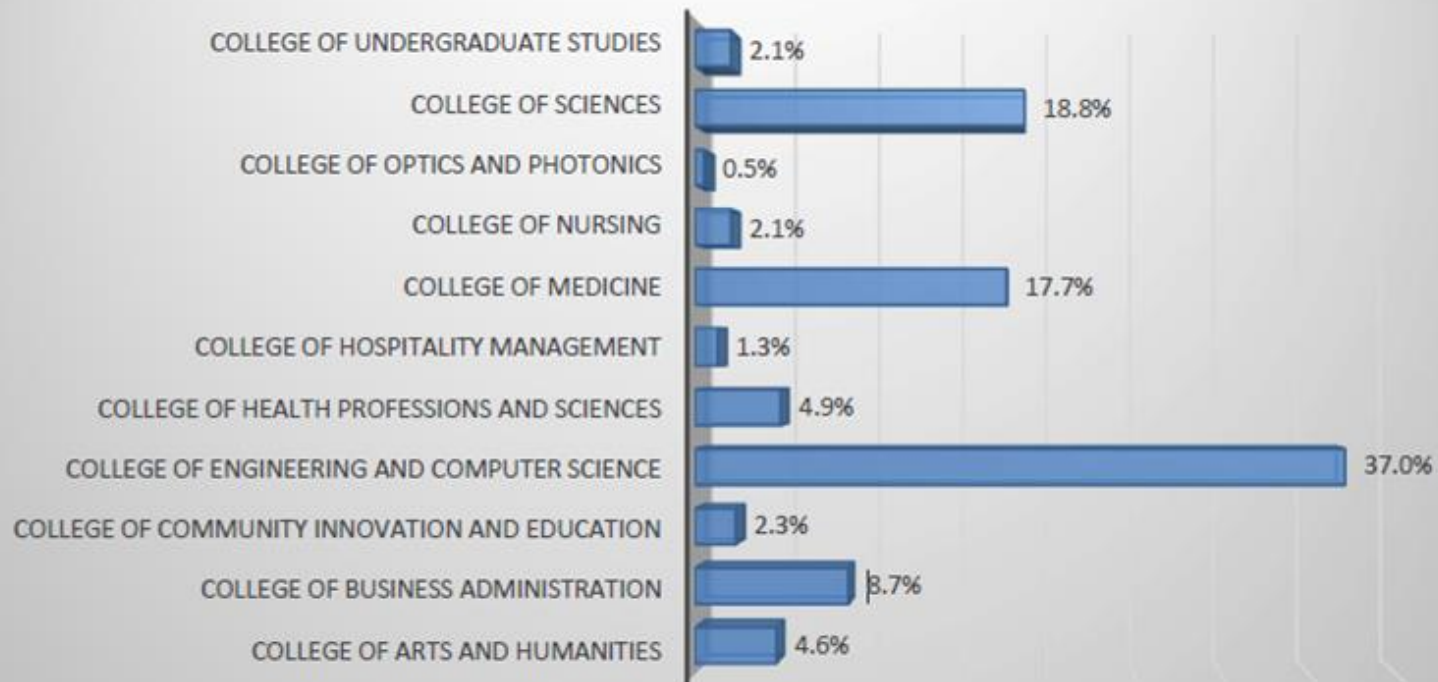
BHC: Making a Difference

	BHC	UCF (Non-Honors)	BHC Advantage
All UCF graduates	75.6%	45.1%	27.9%
Asian	90.2%	46.0%	38.4%
Black/African American	80.0%	40.7%	38.7%
White	74.1%	47.5%	23.8%
Hispanic/Latino	73.3%	44.0%	27.7%
Multi-racial	72.4%	38.6%	30.9%
Pell Grant Recipients	68.8%	43.4%	23.5%

2016-17 entering cohort Source: Report Generated: Institutional Knowledge Management (IKM-1127, 11/16/2020) The cohort is measured against the subsequent Fall term only

1. Report Generated: 11/16/2020 The cohort is measured against the subsequent Fall term only
2. Preliminary Fall Student Instruction File Enterprise Decision Support/IKM

University Honors Graduates by College 2021-2022





J.P.Morgan



	2020	2021
Median	\$71,648	\$75,000
Average	\$74,750	\$80,016
Min	\$40,000	\$40,000
Max	\$118,000	\$205,000



UCF

Prestigious Awards

2021-22

6 NSF Graduate Fellows
(5 Honorable mentions)

3 Goldwater Scholars
(Tied for 20th in the country along with schools such as Harvard and Yale)


29 Gilman Scholars
(Highest amount UCF has had in one academic year)

2 Boren Scholars

1 Pickering Fellow

3 Astronaut Scholars (for the first time in UCF's history)

1 Rangel Graduate Fellow



Angela Shar and Riley Havel are two recipients of the Astronaut Scholarship this year.



Oluwagbotemi Akinsoji, Devin Burris, Spencer Tamagni and Riley Havel (left to right) are UCF's 4 2020-21 Goldwater Scholars.



UCF

Office of Prestigious Awards

Increased participation and awards to enhance UCF's reputation nationally and internationally

Scholarships	2019	2020	2021	2022	Grand Total
Astronaut Scholarship	2	2	2	3	9
Boren Fellowship	-	1	-	-	1
Boren Scholarship	-	-	1	2	3
Critical Language Scholarship	1	-	-	-	1
Fulbright U.S. Student Grant	5	6	-	-	11
Gilman Scholarship	9	6	17	20	52
Goldwater Scholarship	1	2	-	-	3
Goldwater Scholarship*	-	-	4	3	7
NSF Graduate Research Fellowship	7	15	16	6	44
NSF Graduate Research Fellowship HM	7	6	7	5	25
Pickering Fellowship	-	-	-	1	1
Rangel Graduate Fellowship	-	-	-	1	1
Grand Total	32	38	47	41	158

	Non-Honors	Honors	Total
2018	19	11	30
2019	21	11	32
2020	23	15	38
2021	27	20	47
2022	28	13	41

	No. of Scholarships in each 5-year Period
2012-2016	123
2017-2021	217

76.5% increase in scholarships awarded in last 5-year period.

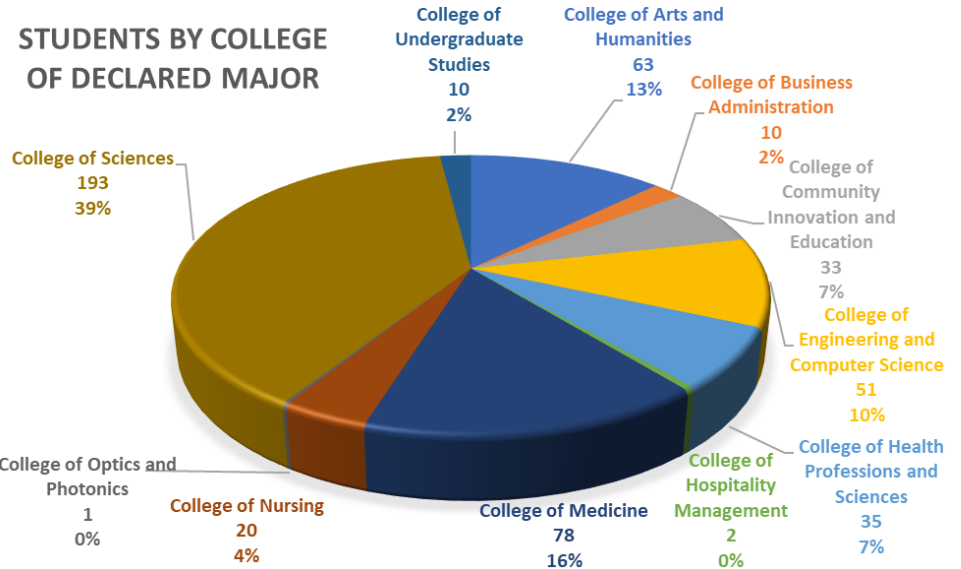
Office of Honors Research

No. of Students in Honors Undergraduate Thesis Program

	2019-20	2020-21	% Change
New Students	278	295	+6.1
Total Enrollment	498	497	+0.0
Retention	88.8%	89.54%	+0.74
Graduates	211	234	+11

HUT Students by Ethnicity, 2020-21 AY


Ethnicity	No. of Students	Percentage
American Indian or Alaska Native	1	0.2%
Asian or Pacific Islander	79	15.9%
Black or African American	37	7.4%
Hispanic or Latino	126	25.4%
Multi-Racial	25	5.0%
White (Not of Hispanic Origin)	229	46.1%
Grand Total	497	100%



Alumni Engagement

BHC reimagined its alumni engagement strategy to be broader in scope.

- **Networking & Mentoring:** LinkedIn
- **Events:** Biergarten at Homecoming, Family Field Day, On the Road Alumni Gatherings, UCF Book Club read
- **Social Media:** Facebook, Instagram, Tik Tok, and LinkedIn
- **Community:** Sharing stories





Community Engagement

BHC reimagined its community engagement strategy to be broader in scope and focused on talent pipeline

- **Networking & Mentoring:** LinkedIn
- **Events:** Business Leaders Luncheon, Industry Insights, Etiquette lunches
- **Internships and Jobs:** LinkedIn
- **Community:** Never turn down an opportunity to share the BHC story



Next Big Ideas

- **Diversifying the Academy**
 - Council of Honors Education- APLU & Council of Independent Colleges
- **Talent Pipeline**
 - Consultative lunches/Industry Insights
 - LinkedIn
- **Access to Excellence**
 - InSpire Scholars & Take Stock in Children (Statewide)



Ways to Engage

With BHC:

- Share our story
- Engage your network
- Host a luncheon
- Support our initiatives

With BHC Scholars:

- Internships
- Part-time positions
- Full-time positions
- Present on a panel
- Assist with a skills workshop





UCF

Burnett Honors College

UNIVERSITY OF CENTRAL FLORIDA

Cultivating Talent. Inspiring Excellence.

